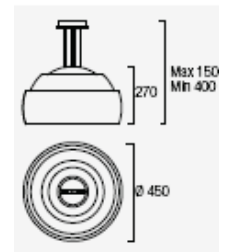


PENDANTS





Chrome metal body and details.  
Matte-white blown opal glass  
diffuser that gives direct and indirect  
light. Cord cable. White pleated  
fabric interior that distributes light in  
all directions.



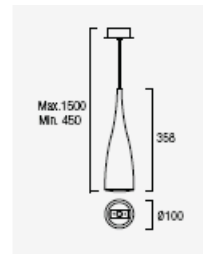
**LLUE-00-4348-21-F9**  
CHROME, TRIPLEX OPAL GLASS,  
E-27 MAX. 150W,  
HALOGEN, PL E-27 20W



balloons



Black chrome metal body and details. Cord cable. The transparent polycarbonate optical diffuser provides ideal lighting for intimate atmospheres.



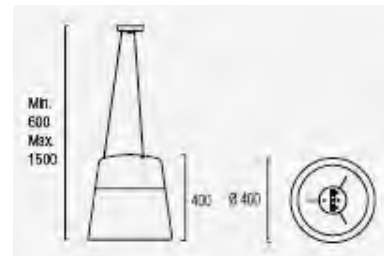
**LLUE-00-2872-51-M2**  
BLACK CHROME  
TRANSPARENT POLYCARBONATE  
LAMP OPTIONS  
E-27 PAR - 20 50W  
PL E-27 23W



clear



White metal body combined with an opal glass diffuser that completely hides the light source. Cord cable.



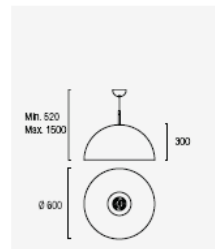
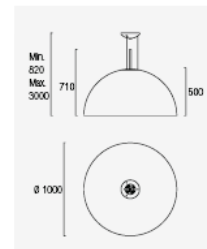
**LLUE-00-2727-14-F9**  
E-27 MAX. 150W  
INCANDESCENT  
PL E-27 OSRAM 23W  
WHITE, TRIPLEX OPAL GLASS



everyday



- Semispherical body available in black and white.
- Matte optical glass diffuser.
- Pleated interior available in silver and gold.
- Available in 2 sizes: 60 cm and 100 cm.
- Cord cable. Direct light.



**LLUE-00-2726-AP-05**  
**LLUE-00-2726-AQ-78**  
3 X PLE-27 OSRAM 23W  
ENERGY SAVING

**LLUE-00-2727-AP-05**  
**LLUE-00-2727-AQ-78**  
3 X PLE-14 OSRAM TTW  
ENERGY SAVING

COLOUR OPTIONS:  
GOLDEN PLEATED INTERIOR SHADE WITH BLACK LACQUERED EXTERIOR, SILVER PLEATED INTERIOR SHADE WITH WHITE LACQUERED EXTERIOR.



AL

FE

PVC

TEXTIL



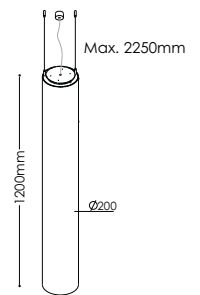
RF850°C



umbrella



Vertical Suspended Surface Mounted Pendant  
Available in 3 sizes: 1200mm, 900mm or 600mm



**LLLS-DOX.25.24**

POLYCARBONATE, BRUSHED ALUMINIUM

600MM = T5 14/24W/230V

900MM = T5 21/39W/230V

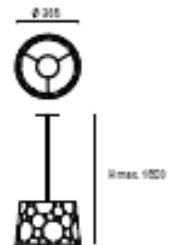
1200MM = T5 28/54W/230V



tunnel



□ Suspended pendant complete with curved shade. Powder coated finish available in Black or White.



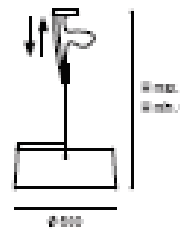
LLUE-00-4343-05-05  
LLUE-00-4343-14-14  
1 X PL ELEC. E-27 MAX 23W  
1 X E-27 MAX. 100W  
RECOMMENDED GLOBE 20W



trama



□ Chrome edged black fabric shade.  
Aluminium adjustable suspension  
cable with acrylic diffuser.



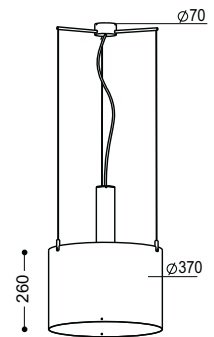
**LLUE-00-4339-21-05**  
3 X L ELEC E-27 MAX 21W  
RECOMMENDED 16W  
CHROME/BLACK



virginia



□ 2250mm suspension pendant.



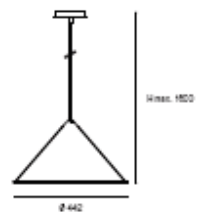
**LLLS-DOX-322.38.00**  
POLYCARBONATE AND ALUMINIUM BRUSHED  
MAX 40W 230V IP20



solar



□ Matt white cone shaped shade with aluminium suspension cable and acrylic diffuser.



**LLUE-00-4335-14-M1**  
3 X PL ELEC E-27  
MATT WHITE/ WHITE  
MAX.20W



konic

Three versions available to cover the most applications and lighting needs:

FILIPA SMALL, a suspended luminaire of very reduced size, totally made of aluminium and available for halogen lamp QT-TC. Electronic transformer included.

FILIPA MEDIUM SEMITRANSLUCED, a small and harmonious suspended luminaire, available for MASTERline-TC halogen lamp (electronic transformer integrated in the housing) or for compact fluorescent with E27 base, which reflector is composed of two parts: top reflector made of matt glass and bottom reflector in faceted anodised aluminium.


FILIPA PROFESSIONAL, a medium sized suspension, available for HIT-T 70W (magnetic or electronic gear supplied in the housing) or for the fluorescent compact PL-H (electronic gear included in the housing) and E-27. Reflectors available in three different versions:

- » composed of two parts: top reflector made of white matt glass and bottom reflector in faceted anodised aluminium
- » anodised aluminium in the outside and white lacquered in the inside
- » prismatic polycarbonate with grey injected aluminium lower trim

LIMELIGHT  
ILLUMINATIONS



SUSPENDED LUMINAIRE FOR  
PL-H 2G8 OR E-27  
Ø330 H 546MM  
FACETED ALUMINIUM  
REFLECTOR & OPAL GLASS  
**LLUE-SP-0091/92-N3-89**



ANODISED ALUMINIUM  
REFLECTOR & OPAL GLASS  
**LLUE-SP-0091/92-N3-S2**  
120° OR 60° BEAM



POLYCARBONATE REFLECTOR  
**LLUE-SP-0091/92-N3-37**  
120° BEAM

LUMINAIRE COVER INCLUDED FOR THE  
POLYCARBONATE REFLECTOR'S VERSION.

DECORATIVE SUSPENDED LUMINAIRE ALSO  
AVAILABLE IN IP40 WITH QT-TC G8.5 & E-27 LAMP  
OPTIONS IN SMALLER SIZES: Ø130 AND Ø240MM

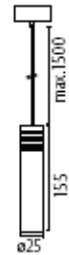
ALUMINIUM REFLECTOR  
**LLUE-SP-0108-N3-37**  
QT-TC G8.5 LAMP, 230V, MAX 60W, 45° BEAM  
Ø130 H 146MM  
FACETED ALUMINIUM REFLECTOR & OPAL GLASS  
**LLUE-SP-0087-N3-B9**  
QT-TC G8.5 LAMP, 12V, MAX 60W, 80° BEAM  
**LLUE-SP-0088-N3-B9**  
E-27 LAMP, 230V, MAX 60W, 80° BEAM  
Ø240 H 360MM

CE F IP 20 RF850°C 0,5m

filipa



□ Surface Mounted Small decorative pendant. Polished aluminium



**LLUE-SP--0100-S2-00**  
POLISHED ALUMINIUM  
3W POWERLED (5500-6000 K)  
15° BEAM  
LED & ELECTRONIC GEAR INCLUDED WITH  
LUMINAIRE

CE F  IP 20  

ledio



All lighting fixtures bearing this symbol are suitable for installation on normally inflammable surfaces.



All lighting fixtures bearing this symbol are unsuitable for installation on normally inflammable surfaces.



All light fittings bearing this symbol are Class I models. These light fittings have only basic isolation and therefore must be connected to the earthing system of the residential dwelling.



All lighting fixtures bearing this symbol are of Class II. No metal part of Class II fixtures shall be connected to the ground connection of the home installation.



This symbol indicates the minimum distance to be left between the focus of the lighting fixture and the lighted object.



Resistance to incandescent wire at 850°C.



Registered models.



Check availability.



Energy saving.



IP 44

All light fittings bearing this symbol are protected against water projections.

IP 65

Dust-tight lamp, protected against water jets.

IP 20

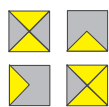
Lamp protected against ingress of solid objects greater than 12mm.

IP 68

Dust-tight lamp and protected against the effects of prolonged immersion in water and at depth.

IP 54

Lamp protected against ingress of dust and against splashing water.



Halo light direction.



Aluminum



Manufactured according to the set safety and electromagnetism standards of Europe



Steel



PVC



Ballast included



Ballast needed, but not included.



Fabric



Optic glass



Transformer included.



Transformer needed, but not included.



Zamak



Electronic ballast included.



PMMA



Protection against electrical shocks includes other measures based on a very low voltage through a security transformer, without generating higher voltages



Class 1.



Adjustable from 0° to 50° on the horizontal axis.



Adjustable +180°/-15° on the horizontal axis.



Adjustable from 0° to 350° on the vertical axis.



Adjustable +/- 20° on the horizontal axis.

# legend

- » All products supplied by Limelight are sourced from third parties.
- » Limelight Illumination refers to their general terms of trade on all orders.
- » The description and dimensions of the items in this catalogue are indicative and may be modified for the purpose of technical or design improvements by the manufacturer.
- » The manufacturer of the listed products reserves the right to cancel or change all models without prior notice.
- » Do not use stronger bulbs than recommended and always clean lamps with a soft dry cloth alone since metal polish will damage protective finish.
- » Please allow 8-10 weeks for orders to be received. Some goods may have shorter despatch times. Please enquire with a sales consultant regarding each individual product.
- » Prices are for product only and based on customer pickups from our showroom. Should you require delivery this is a separate charge.
- » Please request our terms of trade for further information on our operations.

Tel: +61 2 9371 9976

Fax: +61 2 9328 2925

Email: [sales@lli.com.au](mailto:sales@lli.com.au)

Web: [www.lli.com.au](http://www.lli.com.au)

Address: Studio 5, 716 New South Head Road,  
Rose Bay NSW 2029, Australia

Showroom hours: Monday – Friday 9.00am – 5.30pm

# contacts